Hans Walser, [20220807]

Hexagon

1 Worum geht es?

Spiel mit markierten regelmäßigen Sechsecken.

2 Die Sechsecke

Wir markieren regelmäßige Sechsecke mit je einer gelben Durchmesser-Strecke und zwei Zweidrittel-Kreisringbögen (Abb. 1).

Abb. 1: Markierte Sechsecke

Wir können die markierten Sechsecke um 60° oder 120° verdrehen (Abb. 2).

Abb. 2: Verdrehen

Auch in verdrehtem Zustand passen die Markierungen benachbarter Sechsecke bündig aufeinander (Abb. 3).

Abb. 3: Bündige Markierungen

3 Rechtecks-Parkette

3.1 Standard

Die Abbildung 4 zeigt das Standard-Parkett aus den Sechsecken der Abbildung 1.



Abb. 4: Standard

3.2 Galerie

Durch Verdrehen von Sechsecken ergeben sich weitere Rechtecks-Parkette. Im Folgenden eine kleine Auswahl.



Abb. 5.1



Abb. 5.2

Abb. 5.3



Abb. 5.4

Abb. 5.5



Abb. 5.6



Abb. 5.7



Abb. 5.8



Abb. 5.9

4 Dreiteilige Symmetrie

Die Abbildungen 6 und 7 zeigen Figuren mit dreiteiliger Symmetrie.

4.1 Radiale Figuren



Abb. 6.1: Standard



Abb. 6.2: Variante zum Standard



Abb. 6.3: Noch eine Variante zum Standard



Abb. 6.4



Abb. 6.5



Abb. 6.6



Abb. 6.7

4.2 Zirkuläre Figuren



Abb. 7.1: Standard



Abb. 7.2



Abb. 7.3



Abb. 7.4



Abb. 7.5



Abb. 7.6

Weblinks

Hans Walser: Deformiertes Sechseck

http://www.walser-h-m.ch/hans/Miniaturen/D/Deformiertes_Sechseck/Deformiertes_Sechseck.html

Hans Walser: Hexagon

http://www.walser-h-m.ch/hans/Miniaturen/H/Hexagon/Hexagon.html

Hans Walser: Schachbrett

http://www.walser-h-m.ch/hans/Miniaturen/S/Schachbrett2/Schachbrett2.html

Hans Walser: Ulam-Spirale

http://www.walser-h-m.ch/hans/Miniaturen/U/Ulam-Spirale/Ulam-Spirale.html